

Application Additional Spray Location Checklist

-----	-----
-----	-----
-----	-----
-----	-----
-----	-----
-----	-----
-----	-----
-----	-----

Precautions for Use

Safety

Avoid breathing vapour and repeated skin contact.

Use with adequate ventilation.

Wear eye protection during application.

Keep out of reach of children.

Do not eat, drink or smoke while using.

Do not spray on electrical circuits.

Unplug electrical appliances before spraying.

Fire

Highly flammable; do not use near fire or naked flame.

Keep away from heat including the sun.

Container is pressurized; do not puncture or incinerate, even when empty.

First Aid

Eyes: Flush with water for at least 15 minutes. Seek medical aid.

Inhalation: If affected, remove patient to fresh air. Seek medical aid

Ingestion: Do not induce vomiting. Give plenty of WATER. Seek medical aid.

Poisoning: If poisoning occurs contact a doctor or the Poison Information Centre on 13 1126

Skin: Wash with soap and water.

Disposal Considerations

Dispose of empty container in suitable landfill or recycling stream.

Propellant

Hydrocarbon.

Additional information is listed in the Material Safety Data Sheet and is available by contacting DataDot Technology (Australia) Pty Ltd on 1300 300 829 or on www.datadotdna.com/australia/msds_sheets.pdf

Vehicle DNA by DataDot Application Guide

before you start

- Read this checklist carefully before commencing application of your DataDot Vehicle DNA and make sure that you have everything and understand the application process.
- Check to make sure that all 3 PIN labels (on the Registration Form, Pod and outer packaging) are identical.
- Vehicle DNA by DataDot is a single use application and is to be used for the marking of motor vehicles only and must be used immediately upon opening.

things you need

we provide

- DataDot VehicleDNA Pressure Pak and Pod
- Compliance /Build Plate and Wheel Templates
- Applicator buds
- On-Line Registration instructions and Reply Paid Registration Form

you provide

- Cleaning solvent and cloth eg white spirit or prepsol.
- Water dampened cloth

precautions

- Read Health and Safety Information on the back page of these Application Instructions before opening or using product.

Do not apply DataDots to the following:

- External body panels, glass or trim.
- Areas where visual aesthetics are important.
- Areas subject to excessive abrasion eg wheel arches
- Areas that are subject to excessive heat eg. exhaust manifolds.
- Components that are replaced during routine servicing eg oil filter.
- Powered printed circuit boards or electrical devices.
- Components in the engine bay that will adversely affect the surface appearance or functioning of the component.

Warning

- Remove foil seal from DataDot pot before shaking well.
- Do not eat, drink or smoke while applying Vehicle DNA by DataDot.
- Grease, oil, wax, and dirt must be removed from exposed application points by the cleaning solvent.
- Remove any overspray immediately with the water dampened cloth.

the application

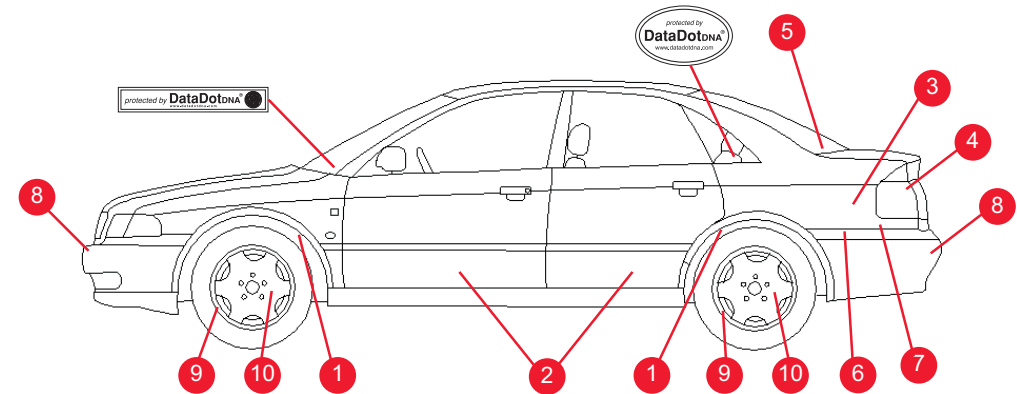
- Prior to application, spot clean exposed application points as per template on opposite page eg engine bay components, compliance/build plates, suspension, brake callipers, wheels etc..
- Remove cap and slice open the foil seal with a sharp blade; make sure that none of the foil seal falls into the DataDotDNA Pod.
- Replace cap and shake the DataDotDNA Pod vigorously for at least 30 seconds before re-opening and attaching to DataDotDNA Pressure Pak.
- Hold can upright, spray in short bursts the components to be marked with the DataDotDNA; long continuous spraying may cause a loss of pressure in the Pressure Pak.
- Immediately clean up any overspray with the water dampened cloth.
- Occasionally shake the DataDotDNA pod during the application process; make sure that the breather hole is covered whilst shaking. Do not invert!
- Apply DataDotDNA to all points on template and then use up residual product by marking additional random locations eg under carpet, inside centre console, centre pillar etc.

after application



- Unscrew DataDotDNA pod and allow any remaining adhesive to dry before disposal.
- Properly dispose of used DataDotDNA PressurePak and Pod into landfill or by recycling.
- Complete attached Application Additional Spray Location Checklist.
- Register your DataDotDNA PIN against your vehicle's VIN on the DataDot National Register; either On-line or by Reply Paid Envelope.
- When the PIN/VIN Registration is confirmed by DataDot Technology (Australia) Pty Ltd, you will receive by mail your DataDotDNA Warning Decals and the Auto Saver Customer Assistance documentation.
- Do not expose vehicle to water or wet conditions for at least 2 hours after application.
- Immediately notify your Insurer that you have fitted DataDotDNA to your vehicle; you may qualify for special insurance discounts or benefits.

Application Template - Compulsory Application Points

WARNING: Do not spray on exterior painted surfaces



Engine Compartment

- Compliance/Build Plates (use template )
- Bonnet – inside seams and strenghteners
- Firewall
- ABS Unit (if fitted)
- Alternator
- Radiator - side supports
- Power steering pump
- Air conditioner compressor
- Engine block & cylinder head/s
- Gearbox bell housing - if accessible
- Inlet manifold
- Chassis rail / subframe
- Strut towers (use template )
- Back of headlights

Vehicle Interior



- Steering column / firewall
- Pedal mounts / brackets
- Dashboard - underside
- Front seats - underside

Suspension Components

- Springs, all (if accessible)
- Shock absorbers, all (if accessible)

Body Components

(internal surfaces)

- 1. Mudguards - all, through openings
- 2. Doors - all, through drain holes
- 3. Rear quarter panels - both, inside
- 4. Tail lights - both, back of
- 5. Rear parcel shelf - underside
- 6. Spare wheel well
- 7. Spare wheel (use template )
- 8. Bumper bars - inside front & rear
- 9. Wheels – inside rim edge (use template  if necessary)
- 10. Brake calipers (if accessible)

Warning Decals

To be fitted after receipt from DataDot Technology (Australia)

- Rear quarter window - both sides
- Front windscreen

Insurance Provider

- Notify Insurance Company that DatadotDNA has been fitted

To have a trained professional apply your DataDotDNA call our DataDot Mobile Fitment Service on **1300 DATADOT**